
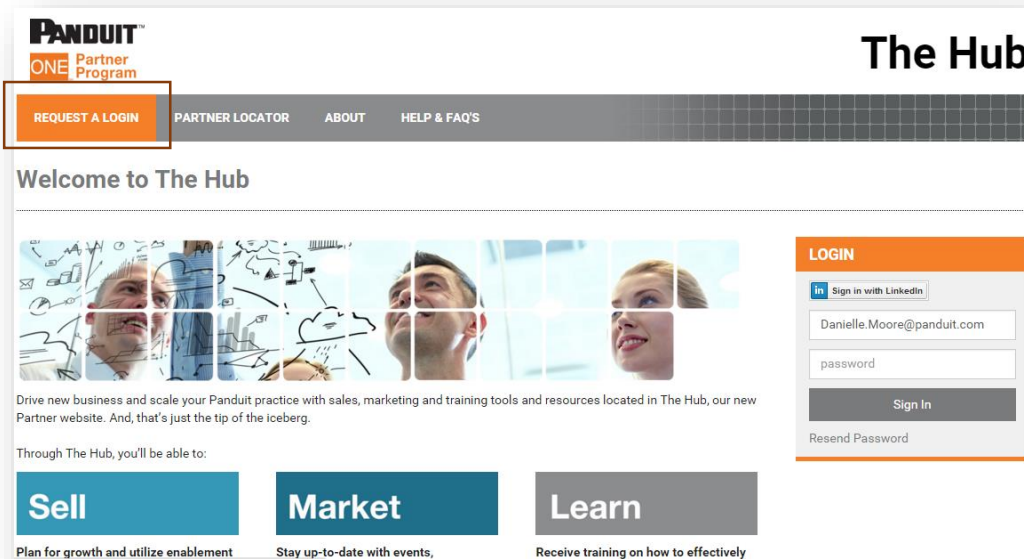


APPLICATION

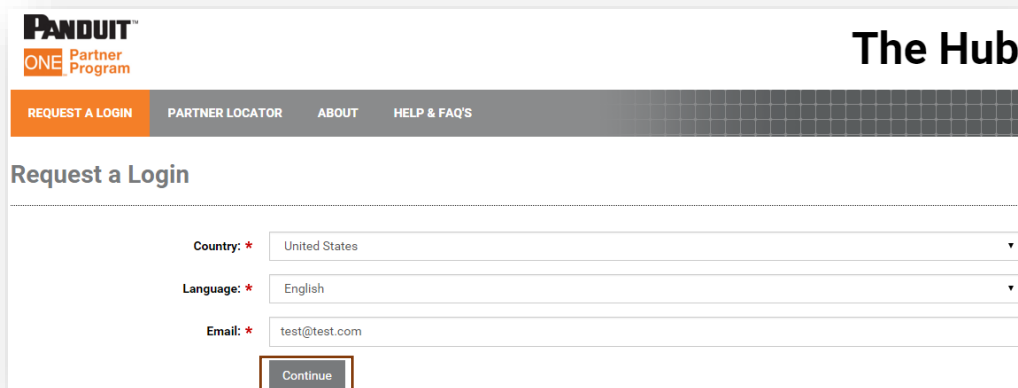
PANDUIT ONE PARTNER PROGRAM



- 1) Navigate to <http://partners.panduit.com>
- 2) Click “Request a Login” from the Top Navigation



- 3) Select Your Country and Language Preferences and Enter your **Company** email address and click the “Continue” button
 - a. NOTE: A Company email address is preferred (as it will help enable other users from your company to quickly gain access to the Hub with email domain matching logic), however, you can enter a personal email address if you do not have a company email.



4) Fill out your Person Details and click the “Next Step” button

PANDUIT™
ONE Partner Program

The Hub

REQUEST A LOGIN PARTNER LOCATOR ABOUT HELP & FAQ'S

Request a Login

Person Details Company Details

Title: Please choose one

First Name: * John

Last Name: * Doe

Job Title: * Administrator

Email: * test2@test.com

Phone: * (234) 567-8934

Mobile:

By which method would you prefer to be contacted?
 Email Phone SMS

What is your primary job function? *
 Administration Finance IT
 Marketing Purchasing Sales
 Service Technical Other

Other

Persona *
 Technical Sales Marketing
 Admin

Website Terms & Conditions * I understand that my use of the Panduit ONE Partner™ Website (the "Hub") is subject to its Terms of Use and Privacy Policy.

Next Step

5) Fill out your Company Details and click the “Next Step” button

PANDUIT™
ONE Partner Program

The Hub

REQUEST A LOGIN PARTNER LOCATOR ABOUT HELP & FAQ'S

Request a Login

Person Details Company Details

Company: * Company ABC

Address: * 1234 Address Ln

Town/City: * Town

County/Region/State: * GA

Postal / Zip Code: * 12345

Country: United States

Headquarter Details

Company Name: Company ABC

Company Address: 1234 Address Ln

Company Town / City: Town

Company Region / State / Province: GA

Company Postal / Zip Code: 12345

Number of Employees *
 1-10
 11-50
 51-100
 101-500
 501-1000
 1001-3000
 3001+

No. of Installation Technicians * 2

Industry Focus *
 Commercial Construction
 OEM
 Data Center
 Enterprise Networks
 MRO
 Industrial Automation
 Industrial Construction

Solution Focus *
 Enterprise (Structured Cabling)
 Industrial Automation
 Data Center (Physical Infrastructure)
 Data Center Infrastructure Management (DCIM)
 OEM
 Industrial Construction / MRO

Competency *
 Design
 Specify
 Recommend
 Sell
 Bid
 Project Manage
 Integrate
 Plan
 Purchase
 Install

Primary Business Type *
 I.T. System Integration
 Industrial Automation System Integration
 Value Added Reseller
 Consultant
 Engineering
 Architect
 Network Installer
 Industrial Automation Installer
 Electrical Installer
 General Contractor

Other

Vertical Markets *
 Financial Services
 Healthcare
 Education
 Technology
 Manufacturing
 Government
 Oil & Gas
 Other (fill in the blank)

Other

Years In Business *
 0-3
 4-10
 11-15
 15+

Partnerships with other Manufacturers *
 Cisco
 EMC
 VCE
 Rockwell Automation
 Other

Other

Prior Year Annual Gross Revenue * (USD)
 <\$200K
 \$200K-\$500K
 \$500K-\$1M
 \$1M-\$5M
 \$5M-\$10M
 >\$10M

Prior Year Panduit Purchases *
 <\$50K
 \$50K-\$100K
 \$100K-\$275K
 \$275K-\$500K
 \$500K-\$1.1M
 \$1.1M-\$1.5M
 >\$1.5M

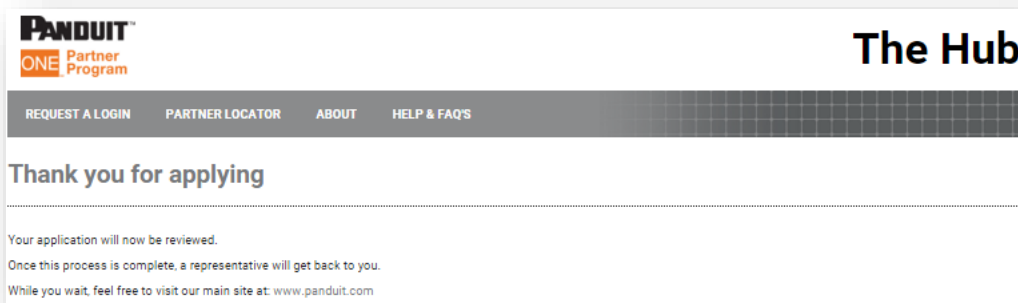
Geographical Markets Served *
 Global
 National (Country)
 Regional
 Local

Company Email Domain (e.g. * companyname.com) @companyabc.com

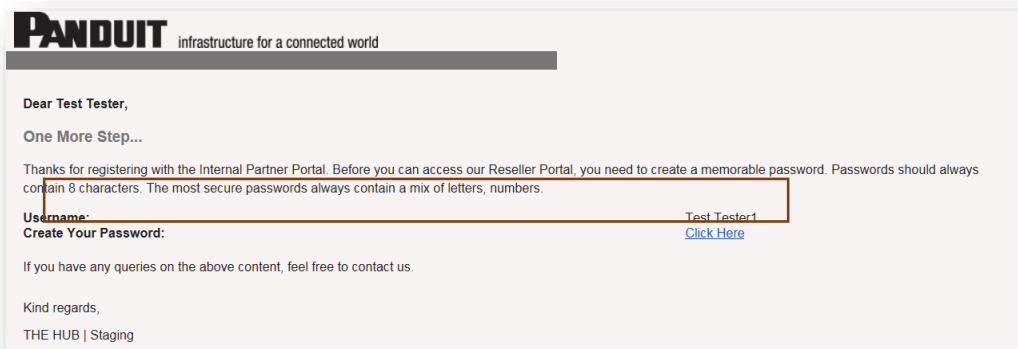
What is your currency * USD

Next Step

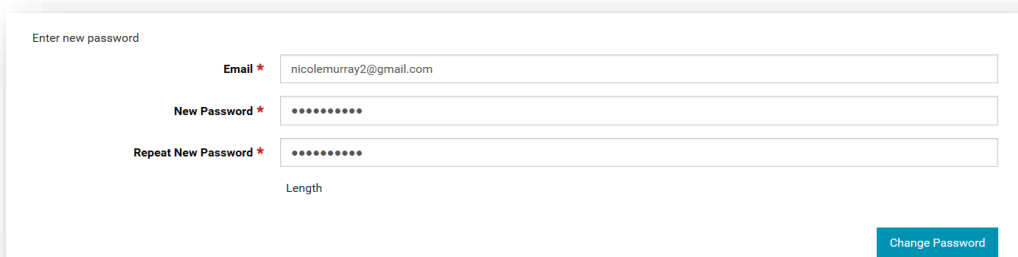
- 6) You will receive a confirmation message that your application has been received by Panduit and will be reviewed for approval. You will also receive an email confirming the receipt of your application.



- 7) Once your application is reviewed and approved by Panduit you will receive an email with a link to set your password and access The Hub.



- 8) Click the link in the email to set your password



9) You can now login to The Hub!

The screenshot shows the 'The Hub' login page for the Panduit One Partner Program. At the top left is the Panduit logo with 'ONE Partner Program' below it. The top right features the text 'The Hub'. A navigation bar contains links for 'REQUEST A LOGIN', 'PARTNER LOCATOR', 'ABOUT', and 'HELP & FAQ'S'. Below the navigation is a 'Welcome to The Hub' section with a grid of images showing business professionals. A paragraph of text explains the purpose of The Hub. To the right is a 'LOGIN' form with a LinkedIn sign-in option, an email field containing 'Danielle.Moore@panduit.com', a password field, a 'Sign In' button, and a 'Resend Password' link. Below the text are three feature boxes: 'Sell' (Plan for growth and utilize enablement), 'Market' (Stay up-to-date with events), and 'Learn' (Receive training on how to effectively).

PANDUIT™
ONE Partner Program

The Hub

REQUEST A LOGIN PARTNER LOCATOR ABOUT HELP & FAQ'S

Welcome to The Hub

Drive new business and scale your Panduit practice with sales, marketing and training tools and resources located in The Hub, our new Partner website. And, that's just the tip of the iceberg.

Through The Hub, you'll be able to:

- Sell**
Plan for growth and utilize enablement
- Market**
Stay up-to-date with events,
- Learn**
Receive training on how to effectively

LOGIN

[Sign in with LinkedIn](#)

Danielle.Moore@panduit.com

password

Sign In

[Resend Password](#)